



Sunshine Coast Turf Club

Flicket Membership Portal – User Guide & FAQs

Your simple guide to setting up your membership account, managing your details and accessing exclusive member ticketing and hospitality.

Flicket Membership Portal – User Guide & FAQs	1
1. How to Buy Membership	3
Helpful Tips	6
2. Existing Member - How to Set Up Your Flicket Account	7
3. How to Update Member Details	8
5. How to View Membership (Members Area)	9
Unlock Member Discounted Ticketing / Adjust Existing Bookings / Download Tickets	10
3. FAQs	11

1. How to Buy Membership

Where to Buy:

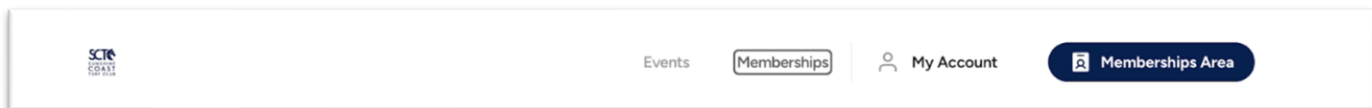
All SCTC memberships are available via our official ticketing platform: <https://sctc.flicket.io>

Available options include:

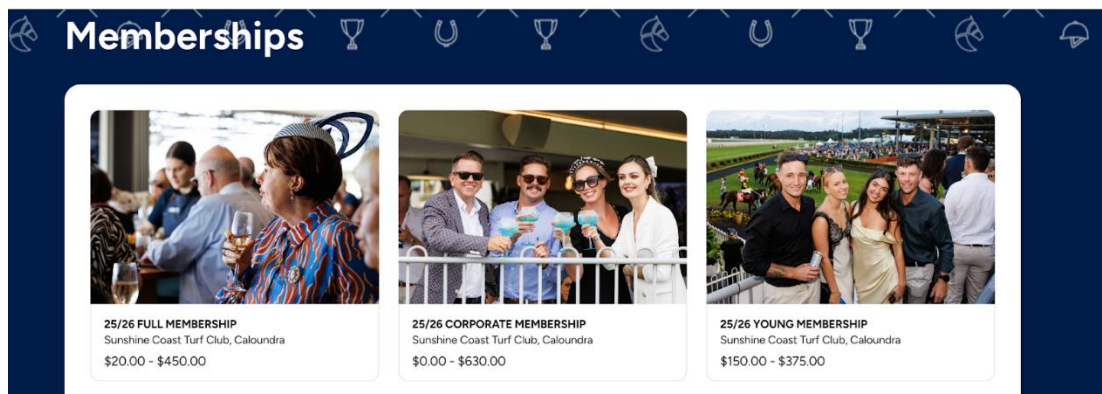
- Full Membership
- Young Membership
- Guest Passes
- Corporate Memberships
- Junior & Youth

Checkout Steps


- I. Visit sctc.flicket.io
- II. Click **Memberships** in the top banner



- III. You will be taken to the membership options.
- IV. Select your preferred membership type (and any additional passes if required)



- V. Select Buy Membership



25/26 Full Membership

☉ Sunshine Coast Turf Club, Caloundra

[Buy Membership](#) [Have an access code?](#)

Information [Schedule](#)

Enjoy admission and Members Enclosure access to 55+ race meetings, exclusive events, F&B discounts, and our new Rewards Program.

[Full Terms & Conditions](#)

[25/26 Membership](#) [25/26 Membership Add-Ons](#)

25/26 Membership

Full Membership [Select](#)

\$175.00

RACECOURSE ADMISSION & MEMBERS ENCLOSURE ACCESS TO ALL RACE MEETINGS ANNUAL GUESTS PASS ENTITLEMENT SCTC VOTING RIGHTS MEMBER REWARDS PROGRAM 5 POINTS PER \$1 SPENT 100 POINTS = \$1 TO...

[More info](#)

25/26 Membership Add-Ons

- VI. Proceed to checkout:
 - a. Enter your email (this will be your Flicket account identifier)

b. Enter billing details and complete payment.

1 Delivery 2 Billing & Address 3 Payment 4 Finish

Buyer information

I am ordering as a
Consumer

Delivery method
Email - \$0.00

First name Last name

Email Repeat Email

Phone Postal code

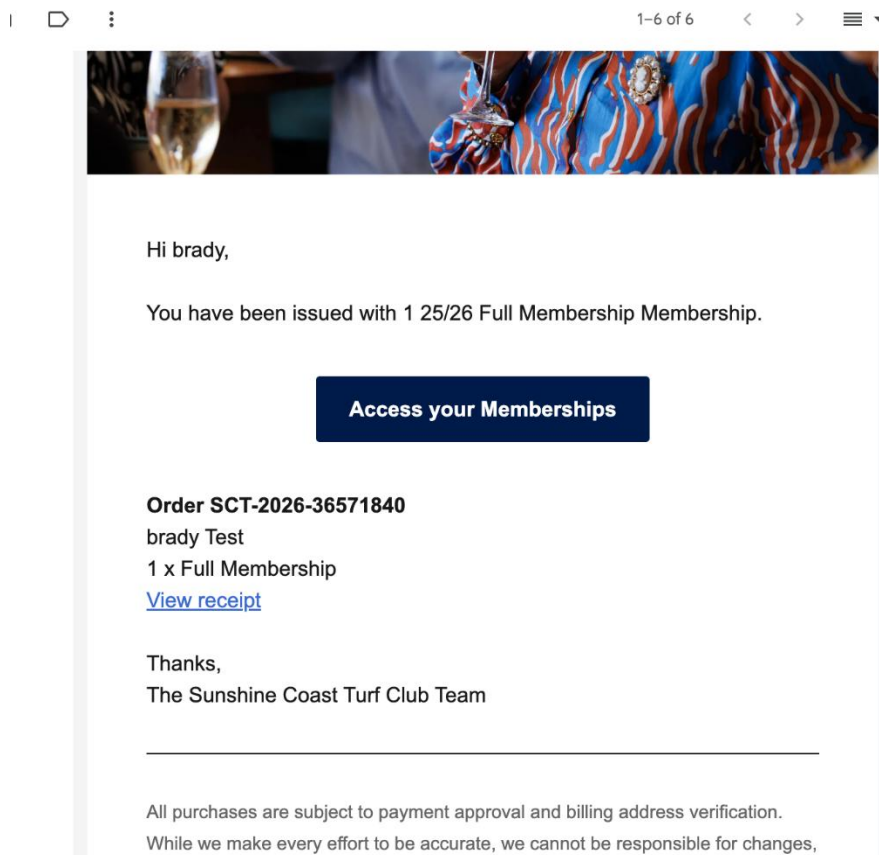
Country
Australia

Order Details

25/26 Full Membership - Full Membership (25/26 Membership)	\$175.00
1x \$175.00	
Total	\$175.00

Next

VII. Confirmation and membership details will be emailed.



Helpful Tips

- If you already have a Fliicket account, **log in before purchasing** to ensure your membership is linked correctly.
- New members will automatically be guided to create an account via the checkout email process.

2. Existing Member - How to Set Up Your Flicket Account



Events

Memberships

Sign up

Log in



Memberships Area

What You Get

Access to your membership, tickets, discounts and booking history via Flicket.

Steps

1. Visit the SCTC's ticketing site (sctc.flicket.io).
2. Click 'Log in' the top right-hand side with the email address you used for your SCTC membership purchase (Flicket will send you a login link if you don't yet have a password). If you do not have a membership, click sign up.
3. Check your email, click the secure link, and log in.
4. Optionally create a password via 'Forgot your password?' on the login screen for future direct access.

Notes

- Your membership record is linked to your email in Flicket.
- If you bought tickets before setting up an account, logging in with your purchase email will surface your existing orders.

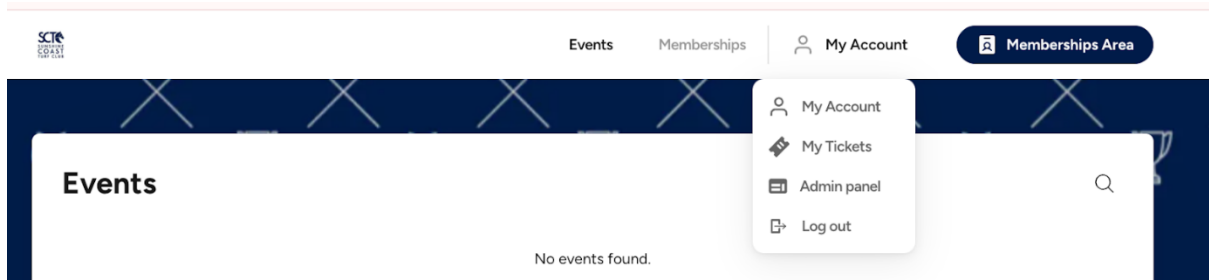
3. How to Update Member Details

Log In to your Flicket account

- Use your registered email in Flicket and log in via the login link or account password.

Update Profile

- After login, go to My Account.



- Update name, email, phone or other personal details there.

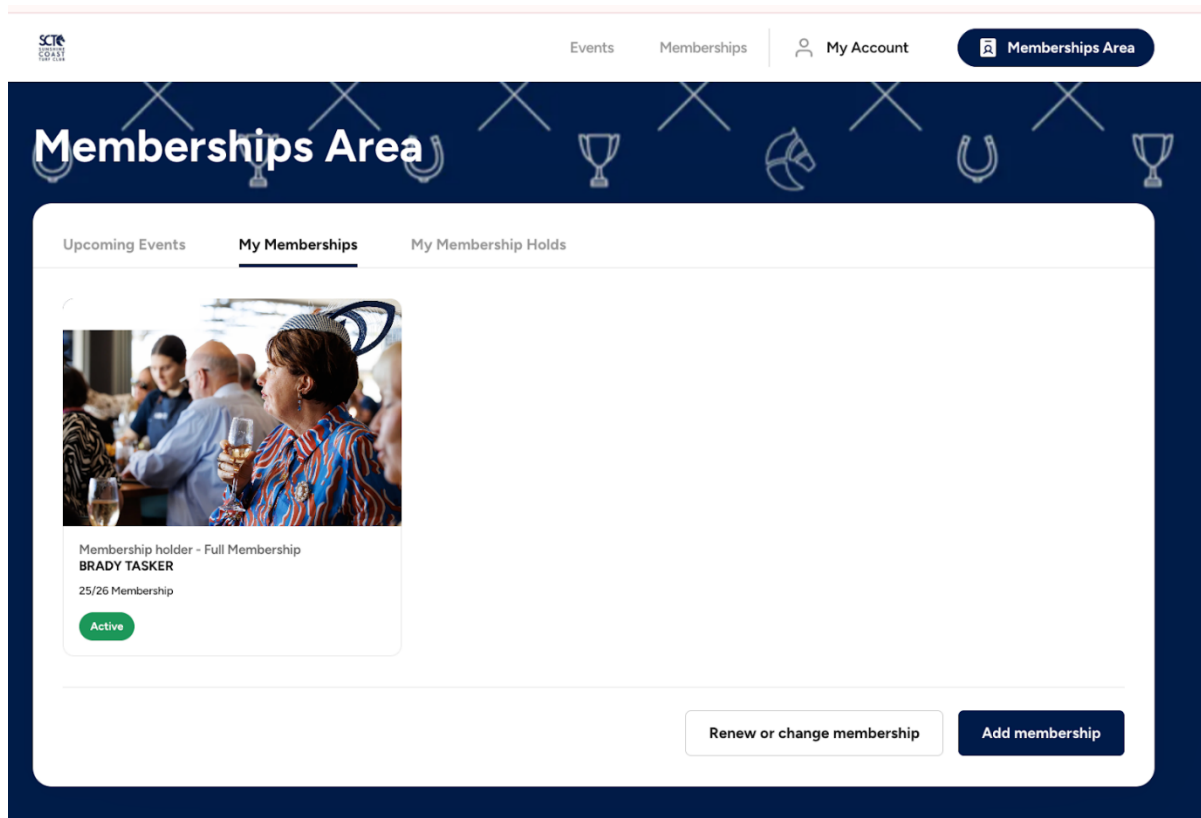
A screenshot of the 'My Account' profile page. The page has a dark blue header with the title 'My Account' and decorative icons. Below the header, there are navigation tabs: 'Account', 'Billing & Shipping', 'Orders', and 'Promotions'. The 'Account' tab is active. The page is divided into three main sections: 'Personal Details', 'Contact Details', and 'Password'.
Personal Details: Includes fields for 'First name' (Brady), 'Last name' (Tasker), 'Date of birth' (DD/MM/YYYY), 'Gender' (Select...), 'Company name', 'Tax number', and 'Credits' (\$0.00).
Contact Details: Includes fields for 'Email address' (brady@flicket.io) and 'Phone number'.
Password: Includes a field for 'Current password*'.
A note on the left side of the 'Personal Details' section reads: 'Here you can find & edit your basic account details that we use for helping you to checkout faster.'

If Details Don't Update

- If fields are locked or missing, contact SCTC or Flicket Support for assistance.

5. How to View Membership (Members Area)

1. Go to the SCTC Flicket ticketing page (sctc.flicket.io).
2. Click Log In using your email and password (or emailed link).
3. Navigate to My Account / My Memberships.



What You Can See

- Your current membership(s).
- Dates, tier, benefits and any linked guest passes or add-ons.
- Ticket purchase history and downloadable tickets for race days.

Notes

Flicket's customer portal consolidates your membership and ticketing in one place once logged in.

Unlock Member Discounted Ticketing / Adjust Existing Bookings / Download Tickets

Unlock Member Pricing

- After logging in with your Fliicket account tied to your SCTC membership, discounted ticket types will be displayed during the ticket selection process.
- Member pricing is automatically shown when your logged-in account has a valid membership.

Adjust Existing Bookings

- Log in to My Account on the SCTC Fliicket page.
- Go to My Tickets / Orders.
- If the event supports changes (seat changes, upgrades, etc.), options will be visible.
- Some adjustments may require contact with support if restrictions apply.

Download Tickets

- In My Tickets, click the event you need.
- Download PDF or mobile ticket file directly.
- Tickets can also be saved to your mobile wallet depending on the event setup.

3. FAQs

Do You Need a Flicket Account to Buy Tickets?


- Not strictly but by creating/using an account ensures your membership discounts and ticket history are correctly linked.

What if You Don't Receive Your Tickets?

- Log in to Flicket with your purchase email and check My Tickets.
- If missing, use the login email flow to regenerate access or contact support.

Can I download my Membership card into my Apple or Google Wallet?

- Absolutely, however you must log into your account on your phone. Download your membership card via the Membership Area to access your membership. The option will appear – just follow the instructions.

-  or 